



INSTRUCTION FOR USAGE

Index:	F08
Issue:	1
Effective date:	05.05.2021
Page:	1 of 3

INSTRUCTIONS FOR USE OF THE FILTERING HALF MASK Phantom FFP2 NR:

- Take the filtering half mask out of the packaging.
- Before using the filtering half mask, check its use-by date and whether any of the half mask components are damaged.
- Put the filtering half mask on the face in such a way that its nose clip touches the nose, and the elastics are placed behind the ears.
- After the half mask is put on the face, it should be properly adjusted so that it completely covers both mouth, chin and nose. There should be no gaps around the nose or under the chin.
- The mask should be replaced immediately if breathing problems occur, the mask is damaged or does not fit properly to the face. Following these instructions carefully is a prerequisite for the safe use of the product.

INTENDED USE:

The half mask is a disposable, individual respiratory protective device. Half masks are a universal size product. The half masks are used for a maximum of 8 hours (one working shift).

CONTRAINDICATIONS:

- The half mask cannot be used in rooms with small cubic capacity and inadequate ventilation due to the possibility of oxygen deficiency (oxygen concentration below 17% by volume).
- The filtering half masks should not be used when the concentration and type of harmful substances are unknown.
- The use of the half mask by users with beard and users with scars and distortions of the face causes insufficient adjustment of the half mask and thus does not provide effective protection against external factors.
- Do not use the filtering half mask in case of insufficient adhesion and the feeling of air leakage.
- The filtering half mask do not provide protection against gases and vapors.
- The half mask does not protect against particles from radioactive materials, viruses and enzymes.
- The half masks must not be used in an explosive atmosphere.
- The filtering half mask FFP2 NR is a disposable product (cannot be used for more than one work shift).
- Remove and replace the half mask with a new one if it has been damaged, breathing resistance has increased excessively or after the end of the shift.
- The half mask must not be altered, modified, cleaned or repaired.
- The product must be disposed of in accordance with local regulations.

STORAGE:

The half masks should be stored in undamaged, closed manufacturer's packaging (plastic bags or cardboard boxes) in rooms with relative humidity below 85% and temperature -10 to +40°C. They should be protected from direct sunlight, heat, caustic or poisonous chemical and radioactive substances. The maximum storage time under the required conditions is 36 months.

MAINTENANCE:

The half masks are not intended to be cleaned and disinfected for reuse.










TRANSPORT:

The correct packaging for the safe transport of the filtering half masks is only the manufacturer's packaging.

THE SCOPE OF USE ACCORDING TO THE PROTECTION CLASS:

Protection class	Notes
FFP2 (filtration efficiency \geq 94%)	It does not protect the respiratory system against aerosols containing radioactive particles, viruses and enzymes.

EXPLANATION OF GRAPHIC SIGNS AND SYMBOLS USED

	The symbol is confirmation of compliance with EU requirements
	Read the Instructions for use before use
	Storage temperature range (-10 to +40°C)
	Permissible storage humidity (less than 85%)
	Expiration date / storage date
	The product is not re-usable
	The product should be stored in a dry place without exposure to moisture
	Manufacturer
	Non-sterile product

REFERENCE STANDARD : EN 149:2001 + A1:2009

Regulation (EU) 2016/425 of The European Parliament and of The Council

MANUFACTURER:

WKM Andrzej Kościarz, Brodowicza 11/2, 31-518 Cracow, Poland

Tel. +48 12 378 32 77, Fax. +48 12 376 46 31

E-mail: bok@m-c24.com

The Notified Body involved in the conformity assessment: Polish Register of Shipping, Gen. Józefa Hallera Avenue 126, 80-416 Gdańsk, No. 1463

DECLARATION OF CONFORMITY: is available at: www.m-c24.com



PL Właściwy sposób noszenia maski

1. Upewnij się, że zacisk na nos jest skierowany do góry
2. Załóż maskę na twarz i dociśnij zacisk na nos, aż dopasuje się do nasady nosa
3. Załóż gumki na uszy
4. Nałóż dolną część maski na podbródek i dopasuj maskę do twarzy, aż poczujesz się komfortowo



Pełna instrukcja na stronie internetowej www.m-c24.com



EN The right way of wearing mask

1. Make sure the nose clip is facing up
2. Put a mask on your face and press the nose clip until it fits the nose bridge
3. Put the elastic bands on your ears
4. Put the lower part of the mask on your chin and adjust the mask to your face until feeling comfortable

Full instructions on the website



DE Die richtige Art die Maske zu tragen

1. Stellen Sie sicher der Nasenbügel ist oben / 2. Setzen Sie die Maske auf und drücken Sie den Nasenbügel, bis er an die Nase angepasst ist. / 3. Ziehen Sie die Gummibänder hinter Ihre Ohren / 4. Den unteren Teil der Maske auf das Kinn platzieren und die Maske so verrücken, dass sie sich angenehm anfühlt.

Vollständige Anweisungen auf der Website



FR La bonne façon de porter un masque

1. Assurez-vous que le clip nasal est orienté vers le haut
 2. Mettez un masque sur votre visage et appuyez sur le clip nasal jusqu'à ce qu'il s'adapte à l'arête du nez / 3. Mettez les bandes élastiques autour de vos oreilles / 4. Mettez la partie inférieure du masque sur votre menton et ajustez le masque à votre visage jusqu'à ce que vous vous sentiez à l'aise
- Inst. sur le site Web